

Welcome to Your Pediatric Rotation! 2026-2027

Ramzan Shahid M.D.


Professor, Dept. of Pediatrics and Medical Education
Vice Chair of Education, Dept. of Pediatrics
Division Head for General Academic Pediatrics
Pediatric Clerkship Director, Stritch School of Medicine
Assistant Director Wellness Program, SSOM
Director of Career Advising, SSOM

Clerkship Administration

- Clerkship Director – Ramzan Shahid, MD
 - rshahid@lumc.edu
 - 327-9125
- Assistant Clerkship Director – Nadia Qureshi, MD
 - nqureshi@lumc.edu
 - 327-9141
- Clerkship Coordinator – Natalie Hiller
 - nhiller@luc.edu
 - 216-8192

Suggested Textbooks

- Pediatrics for Medical Students – Bernstein & Shelov
- Blueprints in Pediatrics - Marino
- Nelson Textbook of Pediatrics
- AccessPediatrics | McGraw Hill Medical




The screenshot shows the top navigation bar of the McGraw Hill AccessPediatrics website. The navigation bar includes the McGraw Hill AccessPediatrics logo on the left, followed by several menu items: "Review Questions" with a question mark icon, "Cases" with a plus icon, "Video & Audio" with a play icon, "Study Tools" with a graduation cap icon, "Books" with a book icon, and "More" with a three-dot icon. Below the navigation bar is a purple header area with the text "Welcome, Loyola Health Sciences Library!" on the left and "Access Provided by: Loyola Health Sciences Library" on the right. The main content area features the AccessPediatrics logo, which consists of a stylized baby icon, and the text "AccessPediatrics" in a large font, with the tagline "Compiled by the best minds in medicine." below it.

McGraw Hill AccessPediatrics

[Review Questions](#) [Cases](#) [Video & Audio](#) [Study Tools](#) [Books](#) [More](#)

Welcome, Loyola Health Sciences Library! Access Provided by: Loyola Health Sciences Library

 AccessPediatrics
Compiled by the best minds in medicine.

Internet Education Resources

COMSEP Curriculum

- <https://www.comsep.org/accordions/curriculum-competencies-and-objectives/>

CLIPP Cases (Computer Assisted Learning in Pediatrics)

- <http://www.meduapp.com/>

COMSEP Pediatric Physical Exam Video

- www.comsep.org → Educational Resources → Multimedia Teaching Tools → Pediatric Physical Examination (Multimedia Teaching Resources)

Bright Futures

<http://brightfutures.aap.org/index.html>

Pediatrics in Review <http://www.pedsinreview.org>

Pediatric Resident Sakai Page

- <https://sakai.luc.edu/portal/>
- **Sakai Login:** LUMCpedsclerkship@gmail.com
(including the @gmail)
- **Password:** PedsClerkshipLUMC

- Newborn Nursery Page
- Acutes Page (Outpatient Pediatrics)
- Inpatient

Loyola Pediatrics Website

- Pediatrics Clerkship Page on LUMEN & Sakai
 - Clerkship schedules
 - Preceptor evaluations of students
 - Goals & objectives
 - Lecture handouts
 - Key Pediatrics in Review articles

Aquifer CLIPP Cases

- CLIPP Cases (Computer Assisted Learning in Pediatrics) (www.meduapp.com/)
- Must complete all 32 cases by Friday of week 6

Dr. Shahid Pediatric Educational Cases

- CRASSH Course in Pediatrics
Clinical Reasoning & Analytical Skills with Shahid
- Several CRASSH cases working through a differential diagnosis
- [Dr. Shahid Medical Education - YouTube](#)

- Home
- Explore
- Subscriptions
- Library
- History



Dr. Shahid Medical Education

107 subscribers

SUBSCRIBE

- HOME
- VIDEOS
- PLAYLISTS
- CHANNELS
- DISCUSSION
- ABOUT

Uploads PLAY ALL

SORT BY

 38:36	 28:38	 17:53	 20:25	 13:53	 20:12
--	--	---	--	--	--

Preventing Burnout in Doctors & Medical Student... 26 views · 7 months ago	Emotional Intelligence: A Crucial Skill for All Medical... 61 views · 8 months ago	Emotional Intelligence: A Crucial Skill for All Medical... 89 views · 8 months ago	Preventing Burnout Resilience for Doctors and... 27 views · 9 months ago	Preventing Burnout Resilience for Doctors &... 37 views · 9 months ago	Preventing Burnout Resilience for Doctors &... 25 views · 9 months ago
--	--	--	--	---	---

 30:53	 39:28	 34:15	 20:15	 31:42	 22:15
--	--	---	--	--	--

Preventing Burnout Resilience for Doctors and... 32 views · 9 months ago	Preventing Burnout Resilience for Doctors and... 21 views · 9 months ago	Preventing Burnout Resilience for Doctors &... 23 views · 9 months ago	Preventing Burnout Resilience for Doctors and... 29 views · 10 months ago	Preventing Burnout Resilience for Doctors and... 39 views · 10 months ago	Preventing Burnout Resilience for Doctors and... 23 views · 10 months ago
--	--	---	---	---	---

 22:18	 26:50	 30:06	 38:38	 26:04	 23:41
--	--	---	--	--	--

Preventing Burnout Resilience for Doctors and... 27 views · 10 months ago	Preventing Burnout Resilience for Doctors and... 52 views · 10 months ago	Preventing Burnout Resilience for Doctors and... 69 views · 10 months ago	Diagnostic Errors: Why Did I Miss the Diagnosis? 91 views · 1 year ago	CRASH Course Case -- 3 month old with Hypotonia 131 views · 1 year ago	CRASH Course Case -- 19 month old with Eosinophilia 85 views · 1 year ago
---	---	---	--	--	---

 21:46	 24:08	 26:27	 28:50	 26:47	 29:36
--	--	---	--	--	--

- SIGN IN
- BEST OF YOUTUBE
- Music
 - Sports
 - Gaming
 - Movies & Shows
 - News
 - Live
 - Fashion & Beauty
 - Learning
 - Spotlight
 - 360° Video
 - Browse channels

- MORE FROM YOUTUBE
- YouTube Premium
 - Live

Operation Homefront/Housecall

- Operation Homefront/Housecall -- online from below website instead
<https://www.operationhousecall.com/families-speak/>
- 1-page summary essay/reflection of what you learned from above website

Friday Afternoon Lectures/Quizzes

- Required to attend in person
- Must go to clinical site in the morning
- Be on time for first lecture (12pm or 1pm)

Quizzes

- Mystery case presentation every Friday
- Create problem list, differential diagnosis, order lab tests. Show us your thought process!
- Grading is NOT based on getting final diagnosis. We look at your thought process in creating a BROAD differential diagnosis
- Debriefing/learning session
- Each quiz is 1% of grade, so total 3% of final grade

ANSWER SHEET

Student Name: _____

Date: _____

Generate a list of problems based on the case and write up a problem list:

From your problem list, identify the main problem and create a differential diagnosis for that problem:

What is your initial management plan/work up for this patient to rule in or rule out things on your differential diagnosis?

What do you think is the one most likely diagnosis for this patient?

Practice Exam

- Practice Exam on Sakai
 - During week 3 of the rotation
 - Due by 4pm on Friday of week 3
 - Open Notes, in Sakai
 - 20 questions in 30 minutes
 - 2% of your overall final grade. Get full 2 points for getting >50% correct; get 1 point for >25% correct; and 0 point for <25%

OSCE

- In-person/virtual OSCE
- Week 5 of the clerkship
- Must attend clinical site the morning of OSCE
- 14% of your grade
- 3 stations using standardized patients, simulation, models
 - Heart (CLIPP 18)
 - Standardized patient (mother) after you examine baby (simulated)
 - Lungs (CLIPP 12, 13)
 - SIM baby/Video
 - Ears (CLIPP 14)
 - Ear model/Video

Clerkship Assignments

1. Friday afternoon lecture series with quiz and case discussion, other lectures
2. All 32 CLIPP cases
3. Practice Exam on Sakai due 4pm Friday of week 3
4. Operation Homefront/Housecall reflection essay – 1 page
5. EBM/Critically Appraised Topic worksheet
6. OSCE in week 5 of rotation
7. Clinical Assignments (2 H&P's, Nursery forms, Patient Log)
8. NBME Final Exam on last Friday week 6 (need 62% to pass)

Clinical Overview (6-week rotation)

- 2 weeks Outpatient Pediatrics
- 2 weeks Pediatric Inpatient Ward
- 1 week Nursery
- 1 week Elective
 - Pediatric Emergency Department (nights shifts)
 - Night Ward Shifts
 - Specialty Week (ID, Card, Hem/Onc)
 - Extra week of Outpatient
 - Extra week of Inpatient

Inpatient Responsibilities

- Ward
 - “Read around patients” (beyond the text) and be the expert on them!
 - Share with the team (formal and informal)
 - Read around and see other interesting patients on your team.
 - Work up new patients whenever you can, and help the team take care of all the teams’ patients.
 - Pre-round before Morning Report/Grand Rounds (or before rounds on the weekends)
 - Write admit notes and daily progress notes

Inpatient Responsibilities: Loyola

- Arrive for sign-out at 6am
- Pre-round 6am to 8am
- M – F rounds with attending at 8am or 9am
- Resident Noon Conference 12pm
- Hem/onc rounds 1pm
- Sign out at 6pm
 - 1 student from each team may be able to leave early (discretion of senior resident)
- Topic presentation(s) on rounds
- Weekends: You must work 1 weekend day each weekend
 - 6am to 2pm (Unless SSOM holiday or after exam)

Inpatient Responsibilities: SAMC & La Rabida

- St. Alexius:
 - Arrive to pre-round by 7 (or earlier if you need more time). Rounds usually start at 9
 - Weekends: No weekend rounding
- La Rabida:
 - Sign-out at 7, rounds at 8. Get there early enough to prepare for rounds!
 - Paired with resident from University of Chicago
 - Weekends: You must round on 1 weekend day each weekend
 - Unless SSOM holiday or after exam

Loyola Night Ward

- Same expectations as ward
- Shift is from 6pm – 12midnight
- Arrive at 6pm for sign out from day team
- Take new admissions and present to your senior resident and intern
- Attend required Friday teaching sessions
- No shift night before PCM day
- *Evaluation completed by senior resident and/or intern with input from attending

Pediatric Emergency Room

- 1 week rotation (5-6 shifts)
- Arrive at 10p and work until 6a
- No shift night before PCM day
- Assess patients and present to the senior resident
 - Present patient to attending ER doctor together
- Complete 1 eval for each night you work by senior peds resident
 - If you work with 1 resident for multiple nights he or she may fill out 1 form if desired
 - Indicated # nights on evaluation
 - Evals will be weighted and averaged to create your grade

Outpatient Clinic Responsibilities

- See a variety of patients – well child and sick visits
 - Practice otoscopy!
 - This is a specific skill on your outpatient evaluation
- Read about your patient's problems and share new knowledge with your preceptors.
- Can be fast-paced – learn to think on your feet and synthesize information quickly
- Clinic every weekday (morning session and afternoon session)
- No weekend responsibilities!

Nursery Responsibilities

- Daily attending rounds
- Pre-round before
- Examine as many babies as possible everyday
- Talk with their families at bedside.
- Attend high risk deliveries
- Evals: observed physical exam, discharge rounds



Loyola Nursery

- Neonatology exposure
 - Didactics by neonatologists and/or senior residents around 2pm M-Th
- 1 student should stay late daily with intern
- Round one weekend morning – divide among the team.
- Arrive by 6am for sign out on weekdays
 - Weekend timing varies based on attending schedule
 - You must round on 1 weekend day (Unless SSOM holiday or after exam)

St Alexis Nursery

- Arrive at 7 to pre-round
- Nursery rounds: 8-10
- NICU rounds: 10-12
- Attend deliveries with NP and neonatal teams
- Lectures in afternoons

- **NO WEEKENDS!**

St. Anthony's

- All parts of clerkship are there
- 3 weeks of inpatient
- 2 weeks of clinic
- 1 week of nursery
- Weekends – One weekend day each weekend
- Dr. Shilpa Singh and Dr. Huda Adam: inpatient evaluation
- Dr. Stamboliu and/or Dr. Turaka: nursery evaluation
- Dr. Irfan and/or Dr. Al-Dallal: outpatient evaluation

Specialty Week

- Specialty Week (ID, Card, Hem/Onc)
- Will see inpatient consults and do outpatient clinics at LOC/OBT/Burr Ridge
- Will participate in didactics with the attending/resident
- Contact preceptor in advance for more info about schedule

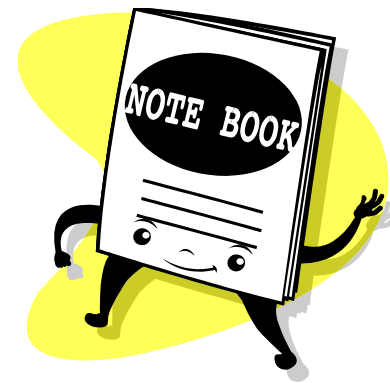
Preceptor List

- Check Preceptor List of contact information for all sites/locations
- Reach out to listed preceptor via email or EPIC staff message in advance of week

Teaching Conferences

- Pediatric Resident Conferences (for Loyola-based IP, OP, NBN students)
 - Noon Conference (12PM) – M, W, Th, F
 - Grand Rounds (8AM) – Tuesdays
- St. Alexius, St. Anthony's and La Rabida have their conferences, so you do not attend Loyola residency conferences/Grand Rounds
- Do not attend if on week of night ward and night ED shifts

Clinical Assignments



1. History and Physical Case Checking (inpatient)
 - Two very complete H&P presented orally and write up formally reviewed by your resident and/or attending. Must be turned in! (1 H&P per week of inpatient)
 - You should write H&Ps and daily notes on all patients you work up, even after you've turned in your H&P
2. Directly Observed Newborn Exam (newborn nursery)
 - Head-to-Toe Physical Exam reviewed and critiqued (checklist) by your Newborn Nursery attending
3. Newborn communication checklist from rounds with parents (newborn nursery)

* UPLOAD to Sakai

Clinical Assignments

- Patient logs – (On MyLumen) –
- Yellow cards can be used to track daily tallies, but you must log patients online at least weekly so I can ensure that you're having adequate exposure to pts.
 - CLIPP cases count as “simulation” patients
 - If you do not log patients in by 2 weeks after the end of the clerkship or turn in your signed printouts, your Professionalism Competency will be marked “With concerns”.

Clerkship Assignments

1. Friday afternoon lecture series with quiz and case discussion, other lectures
2. All 32 CLIPP cases
3. Practice Exam on Sakai due 4pm Friday of week 3
4. Operation Homefront/Housecall reflection essay – 1 page
5. EBM/Critically Appraised Topic worksheet
6. OSCE in Friday week 5 of rotation
7. Clinical Assignments (2 H&P's, Nursery forms, Patient Log)
8. NBME Final Exam on last Friday week 6 (need 62% to pass)

Feedback

- Please ask for specific feedback from your preceptors
 - Attendings, residents, interns
- Be proactive!

Mid-Clerkship Feedback

- Mid-Clerkship Feedback form on Sakai
- Meet with any of your preceptors from the first 3 weeks and review your form with them (signatures on form)
- Upload completed form to Sakai
- Due by 4pm on 3rd Friday of the rotation
- Dr. Shahid/Qureshi will review and email you
 - Number of CLIPP cases completed so far
 - Summary of your logged patients so far
 - Scores for quizzes so far
 - Score for Practice Exam

Evaluations

- You are responsible for requesting forms from preceptor
- Clinical Evaluation forms online through myLumen
 - sign onto myLumen
 - click on Clinical Performance Review (left side menu)
 - Request Evaluation Link
- Only Pediatric attendings/residents are allowed to evaluate student – no rotating or outside residents with exception of students assigned to Non-Loyola clinics
 - ER Rotation: Inform Natalie of any EM residents that you worked with and she will send them an eval form

Outpatient Clinic

- Request an evaluation from main preceptor for the clinic you were at (except LOC and Elmhurst/Oak Park)
- Do not request evaluations from every preceptor
- Main preceptor completes evaluation reflecting input from others you worked with
- Site preceptors are listed on the Preceptor List you get at the beginning of the clerkship and on clerkship website

Inpatient Ward

- Loyola – request evaluation from the attending (resident as extra eval) you work with for each week of ward
- St. Alexius – request evaluation from Dr. Stephen Pichler, the site preceptor for inpatient
- La Rabida – the attending you worked with

Nursery

- Loyola – request evaluation from the attending (resident as extra eval) that you work with for each week of nursery
- St. Alexius – request evaluation from Anne Drahos, the site preceptor Nursery Rotation

ER Nights

- Request an evaluation from each resident you work with each night.
- All evaluations for the ER week are averaged for final score.

Night Ward Loyola

- Request evaluation from the resident that was with you for that week

Evaluations

- Preceptors have up to 3 weeks after the clerkship ends to submit evaluations.
- If you have a question about any evaluation, email clerkship director and director will talk with your preceptor
- Grades are finalized to the Registrar's Office no later than 4 weeks after the end of clerkship.

Evaluations

- Scoring System

1 = 60%

2 = 70%

3 = 80%

4 = 90%

5 = 100%

Grading Policy 2026-27

- Subjective Evaluations 36%
 - Each week 6%
- OSCE 14%
- Quizzes (1% each) 3%
- Practice Exam 2%
- Clerkship Assignments 5%
 - Graded H&P x 2 (2%)
 - EBM CAT Form (1%)
 - Nursery checklist, mommy rounds, Operation Homefront reflection, 32 required CLIPP cases, Develop Milestones Module (2%)
- Final online exam 40%

Final Grade

- Honors: >1 standard deviation (SD) above the mean
- High Pass: 0.25 SD below mean to 1 SD above mean
- Pass: 69.9%
 - Example: class mean if 80, standard deviation 8
 - H: 88+
 - HP: 78-87
 - P: 69.9%
- Must pass clinical (60%), NBME exam (62%) and OSCE (60%)
 - Remediation offered as needed

Final Grade

- Pass the Clerkship Overall: 69.9%
- At the end of the year, I analyze all data and your grade may change
- End of year curved 30%/40%/30% for Honors/High Pass/Pass
 - Only could go up, NEVER down 😊

NBME Exam/MK Competency

- Need 62% to pass
- Less than 62% will get does not meet expectation on Medical Knowledge (MK) Competency
- 62% -- 65% will get meets with concern on MK Competency
- 66% or higher will get meets MK Competency

Professionalism: a part of your grade

Competency	Expectations / Concerns
Medical Knowledge	Meets
Patient Care	Meets
Interpersonal and Communication Skills	Meets
Practice Based Learning and Improvement	Meets
Professionalism	Meets with concerns
Systems Based Practice	Meets

Unprofessional behavior includes:

- Not telling your team or the clerkship director about any absences
- Taking more than the allowed number of days off
- Not showing interest in rounds
- Arriving late to lectures or rounds or assigned shifts
- Not turning in forms/assignments by due date
- Not completing SMART goal
- Inappropriate use of phone/computer during rounds, clinic, lecture

If there are any professionalism concerns, the student will receive either a “meets with concerns” (for minor professionalism concerns) or a “does not meet” (for multiple episodes or a severe example of unprofessional behavior) under the professionalism competency.

If the student does not meet the professionalism competency, remediation will be required.

Student Feedback

- End of Clerkship On-Line System
 - Must be completed within 2 weeks of clerkship completion, or your Professionalism Competency will be marked “With Concerns”
- Real Time Feedback

Absences

- Notify your preceptor and Dr. Shahid/Natalie Hiller if you miss time due to illness.
 - Please also “cc” Dean Zarco, and Sharee Myricks
 - Need documentation for Wellness Center/Student Health for absence and clearance to return
- Requirements for making up missed time depend on how many days & what part of the rotation was missed. Will be decided on a case-by-case basis.
 - Submit Make-Up Form afterwards
- Excuses to miss exam due to illness require written note from Wellness Center/Student Health and approval from Office of Student Affairs

Other Forms

- SMART Goal Worksheet
- Complete the worksheet and upload to Sakai by 4pm Friday week 1
- Review SMART goal with your preceptor for mid-rotation feedback form
- Expectations Acknowledgment Form
- Sign and date and submit during orientation

Questions?